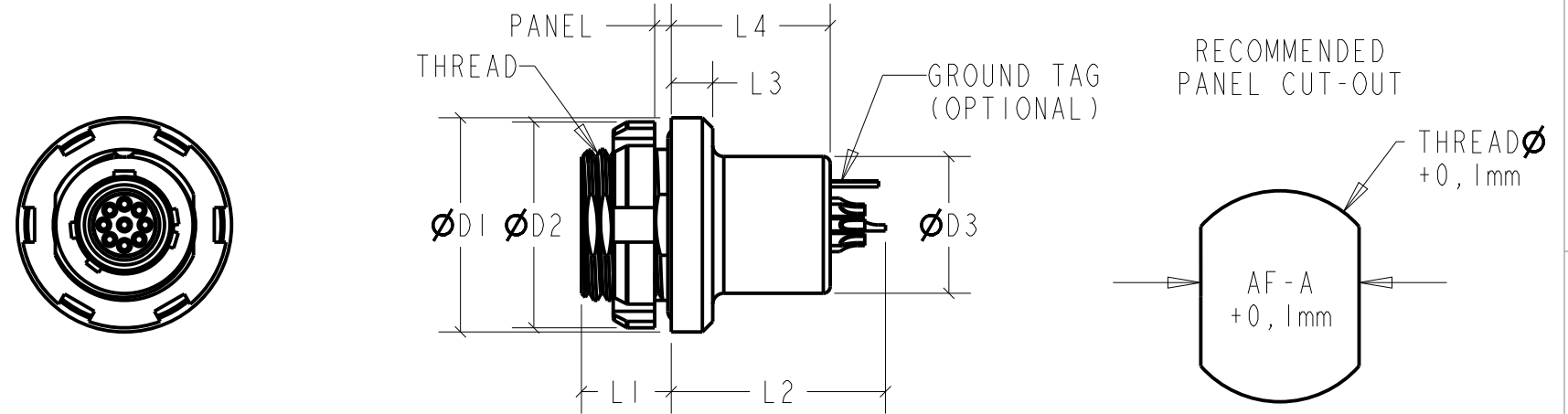

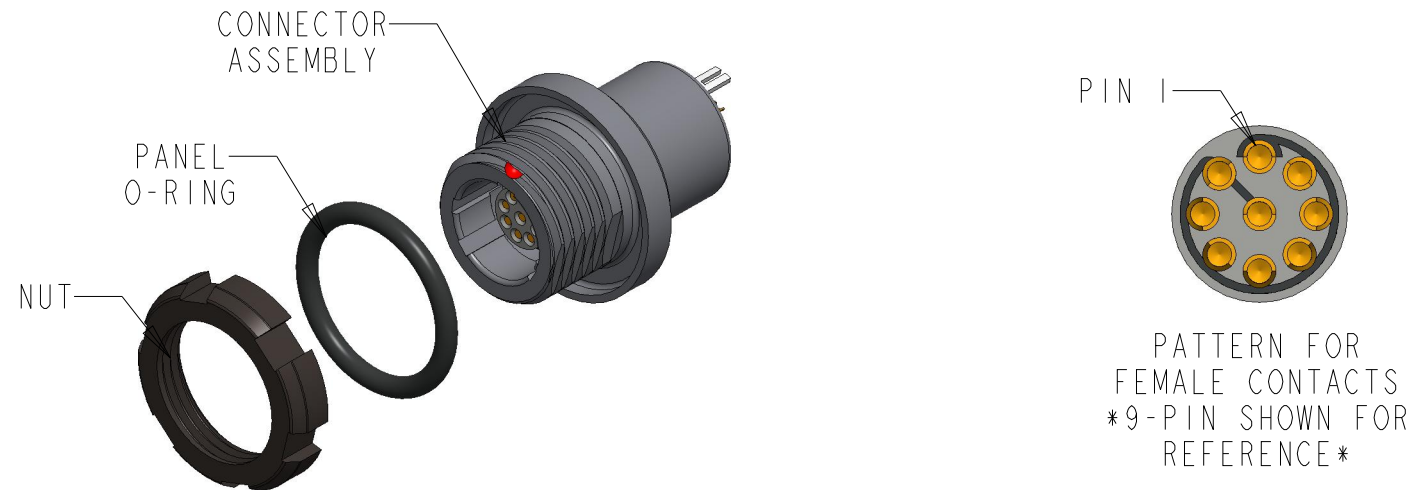


# NEXUS RANGER BREAK-AWAY OUTSIDE PANEL MOUNT JACK

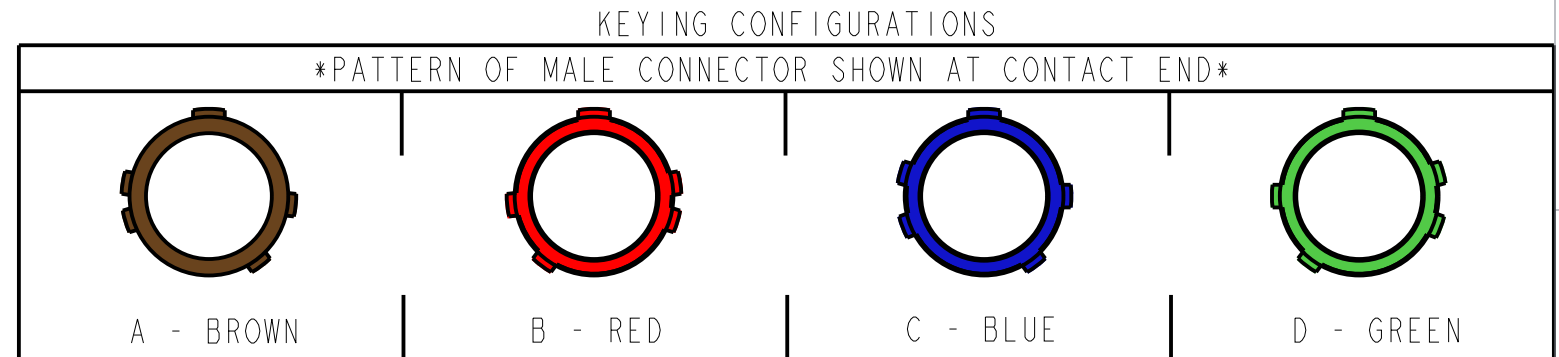
SIZE	L1	L2	L3	L4	ØD1	ØD2	ØD3	AF-A	THREAD	PANEL
0	.26" [6,5]	.61" [15,5]	.12" [3,0]	.45" [11,5]	.61" [15,5]	.47" [11,9]	.39" [10,0]	.39" [10,0]	M11x0,75	.12" [3,0]
1	.315" [8,0]	.75" [19,0]	.16" [4,0]	.57" [14,5]	.73" [18,5]	.53" [13,7]	.47" [12,0]	.51" [13,0]	M14x1,0	.14" [3,5]



SPECIFICATIONS	
INGRESS RATING	IP68/1m IP69k WHEN MATED
OPERATING TEMPERATURE	-51°C TO 125°C
CORROSION RESISTANCE	96Hr SALT FOG
MECHANICAL ENDURANCE	5,000 MATING CYCLES
CONTACT RESISTANCE	PIN TO PIN - <5mΩ
	SHELL TO SHELL - <5mΩ
INSULATION RESISTANCE	>100MΩ
SHIELDING EFFECTIVENESS	>65dB
CONTACT MATERIAL	GOLD PLATED BRASS ALLOY



- NOTES:
- BREAK-AWAY NON-LOCKING MATING
  - STANDARD PLATING IS CONDUCTIVE RUTHENIUM
  - GROUND TAG IS PROVIDED FOR TERMINATION OF SHIELD TO SHELL
  - KEYING MUST MATCH MATING CONNECTOR



THIS DOCUMENT CONTAINS PROPRIETARY INFORMATION OF NEXUS, INCORPORATED AND SUCH INFORMATION MAY NOT BE DISCLOSED TO OTHERS FOR ANY PURPOSE OR USED FOR ANY PURPOSE WITHOUT THE WRITTEN CONSENT OF NEXUS.

				DWN. BY BAM	DATE 10/05/2023	MATERIAL			
				CHECKED BY	DATE	FINISH			
				APPR. BY	DATE	WEIGHT		SCALE = 2:1	
				UNLESS OTHERWISE SPECIFIED: DIMENSIONS ARE IN INCHES &/OR [mm]		TITLE		NEXUS STAMFORD, CONN	
A1	UPDATE DIMS TABLE		10/27/2023	DECIMAL .XX[X,X] .XXX[X,XX]		RANGER BREAKWAY PANEL MOUNT JACK		SIZE B	DWG. NO. NX-G8X
A	NEW RELEASE		10/05/2023	FRACTION ± X/XX" ± X		DO NOT SCALE DWG. SHEET 1 OF 1			
LET.	REVISION	CN #	DATE	CHK					